SPRS

Supplier Performance Risk System

Procurement Risk Analysis Report Tutorial

Note to Viewers

To preserve detail and integrity, screenshots have been edited for size & content

Procurement Risk Analysis

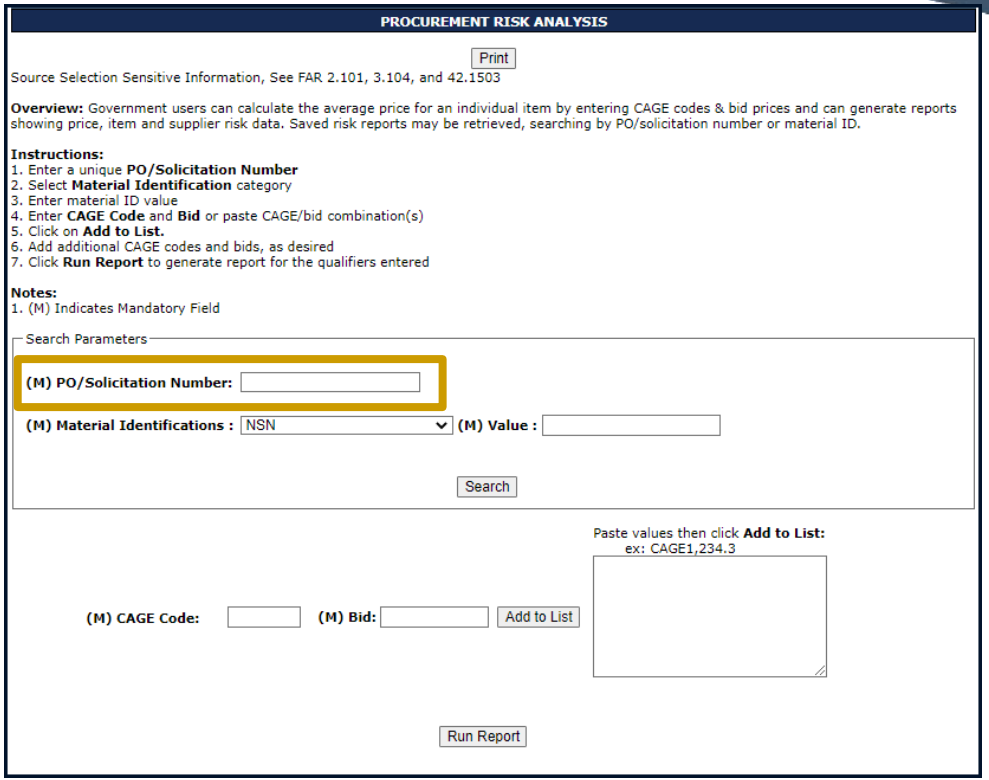

PROCUREMENT RISK ANALYSIS

Print

Source Selection Sensitive Information, See FAR 2.101, 3.104, and 42.1503

Overview: Government users can calculate the average price for an individual item by entering CAGE codes & bid prices and can generate reports showing price, item and supplier risk data. Saved risk reports may be retrieved, searching by PO/solicitation number or material ID.

Instructions:
1. Enter a unique **PO/Solicitation Number**
2. Select **Material Identification** category
3. Enter material ID value
4. Enter **CAGE Code** and **Bid** or paste CAGE/bid combination(s)
5. Click on **Add to List.**
6. Add additional CAGE codes and bids, as desired
7. Click **Run Report** to generate report for the qualifiers entered

Notes:
1. (M) Indicates Mandatory Field

Search Parameters

(M) PO/Solicitation Number:

(M) Material Identifications : NSN **(M) Value :**

Search

Paste values then click **Add to List:**
ex: CAGE1,234.3

(M) CAGE Code: **(M) Bid:** Add to List

Run Report

Procurement Risk Analysis

PROCUREMENT RISK ANALYSIS

Print

Source Selection Sensitive Information, See FAR 2.101, 3.104, and 42.1503

Overview: Government users can calculate the average price for an individual item by entering CAGE code
showing price, item and supplier risk data. Saved risk reports may be retrieved, searching by PO/solicitatio

Instructions:
1. Enter a unique **PO/Solicitation Number**
2. Select **Material Identification** category
3. Enter material ID value
4. Enter **CAGE Code** and **Bid** or paste CAGE/bid combination(s)
5. Click on **Add to List.**
6. Add additional CAGE codes and bids, as desired
7. Click **Run Report** to generate report for the qualifiers entered

Notes:
1. (M) Indicates Mandatory Field

Search Parameters

(M) PO/Solicitation Number:

(M) Material Identifications : NSN **(M) Value :**

- NSN
- PSC & Part Number
- Mfr CAGE & Part Number
- IBSN
- UPC
- GS1

earch

Paste values then click **Add to List:**
ex: CAGE1,234.3

(M) CAGE Code: **(M) Bid:** Add to List

Run Report

-National Stock Number (NSN)
-PSC & Part Number
-Manufacturer CAGE and Part Number
-Internet Blog Serial Number (IBSN)
-Universal Product Code (UPC)
-GS1

PO/Solicitation History

PROCUREMENT RISK ANALYSIS

Print

Source Selection Sensitive Information, See FAR 2.101, 3.104, and 42.1503

Overview: Government users can calculate the average price for an individual item by entering CAGE codes & bid prices and can generate reports showing price, it

Instructions:
1. Enter a unique **PO/Solicitation Number**
2. Select **Material Identification** category
3. Enter material ID value
4. Enter **CAGE Code** and **Bid** or paste CAGE/bid combination(s)
5. Click on **Add to List.**
6. Add additional CAGE codes and bids, as desired
7. Click **Run Report** to generate report for the qualifiers entered

Notes:
1. (M) Indicates Mandatory Field

Search Parameters

(M) PO/Solicitation Number:

(M) Material Identifications : NSN **(M) Value :** 5905000052882

Search

Paste values then click **Add to L**
ex: CAGE1,234.3

(M) CAGE Code: **(M) Bid:** Add to List

Run Report

Solicitation search results

Solicitation Number	Material Id	Value
123456789	NSN	5905000052882
11-28-2022ND1	NSN	5905000052882
12345678	NSN	5905000052882
11-28-2022ND2	NSN	5905000052882

CUI / Source Selection Sensitive Information, See FAR 2.101, 3.104, and 42.1503

Supplier Performance Risk System (SPRS)
PROCUREMENT RISK REPORT

1. PO/Solicitation Number	2. Date/Time Saved
12345678	11/21/2022

3. FSC/NIIN	4. High Risk Item (if YES, see next page)	5. Average Price	6. Avg Price Conf
5905/000052882	YES	$0.31	LOW

7. Supplier Scores

Supplier					Bid		Other
CAGE	Exclusion	FSC/PSC Delivery	FSC/PSC	Score	Price	Average Price Comparison	Other Information
ZSP01	N	*	*	RED (167.2)	$150.00	HIGH	

(*) No Record

8. Purchase History

CAGE	Co	Date	Unit Price	Date	Unit Price	
ZSP01	COMPANY A1			01/21/2022	$0.3078	
ZSP01	COMPANY A1			01/20/2022	$0.492	$0.61
ZSP01	COMPANY A1			01/19/2022	$0.214	$0.25
ZSP01	COMPANY A1			01/18/2022	$0.271	$0.27
0W3X6	JOLEN SERVICES INC			10/14/2021	$0.30	$0.31

9. HIGH RISK ITEM DETAIL

Reason(s):

DLA has identified items in this Federal Stock Class as being High Risk.

Suggested Mitigations:

Anti-Counterfeiting
Clauses/Standards/Data Item Descriptions

FAR:

52.209-2	First Article Approval-Contractor Testing
52.246-11	Higher-Level Contact Quality Requirement
52.246-15	Certificate of Conformance

DFAR:

252.211-7003	Item Unique Identifications and Valuation
252.217-7026	Identification of Sources of Supply
252.225-7002	Qualifying Country Sources as Subcontractors
252.225-7048	Export-Controlled Items
252.246-7008	Sources of Electronic Parts (Aug 2016)
252.246-7007	Contractor Counterfeit Electronic Part Detection and Avoidance System

Standards:

SAE AS5553	Counterfeit Electronic Parts; Avoidance, Detection, Mitigation, and Disposition
SAE AS6081	Fraudulent/Counterfeit Electronic Parts: Avoidance, Detection, Mitigation, and Disposition - Distributors Counterfeit Electronic Parts; Avoidance Protocol, Distributors
SAE AS6171	Test Methods Standard; General Requirements, Suspect/Counterfeit, Electrical, Electronic, and Electromechanical Parts
JESD31	General Rqmts for Distributors of Commercial & Military Semiconductor Devices

Data Item Description (DID):

DI-MISC-81832	Counterfeit Prevention Plan
DI-QCIC-80125B	Government Industry Data Exchange Program (GIDEP) Alert/Safe-Alert Report
DI-PSSS-81656B	Bill of Materials (BOM) for Logistics and Supply Chain Risk Management

Procurement Risk Analysis

PROCUREMENT RISK ANALYSIS

Print

Source Selection Sensitive Information, See FAR 2.101, 3.104, and 42.1503

Overview: Government users can calculate the average price for an individual item by entering CAGE codes & bid prices and can generate reports showing price, item and supplier risk data. Saved risk reports may be retrieved, searching by PO/solicitation number or material ID.

Instructions:
1. Enter a unique **PO/Solicitation Number**
2. Select **Material Identification** category
3. Enter material ID value
4. Enter **CAGE Code** and **Bid** or paste CAGE/bid combination(s)
5. Click on **Add to List.**
6. Add additional CAGE codes and bids, as desired
7. Click **Run Report** to generate report for the qualifiers entered

Notes:
1. (M) Indicates Mandatory Field

Search Parameters

(M) PO/Solicitation Number:

(M) Material Identifications : NSN **(M) Value :**

Search

(M) CAGE Code: **(M) Bid:** Add to List

Paste values then click **Add to List:**
ex: CAGE1,234.3

Run Report

(M) PO/Solicitation Number: 123-456-789

(M) Material Identifications : NSN **(M) Value :** 5905000052882

Search

Paste values then click **Add to List:**
ex: CAGE1,234.3

```
ZSP01,2.45
ZSP02,3.62
ZSP03,2.75
```

Procurement Risk Analysis

PROCUREMENT RISK ANALYSIS

Print

Source Selection Sensitive Information, See FAR 2.101, 3.104, and 42.1503

Overview: Government users can calculate the average price for an individual item by entering CAGE codes & bid prices and can generate reports showing price, item and supplier risk data. Saved risk reports may be retrieved, searching by PO/solicitation number or material ID.

Instructions:
1. Enter a unique **PO/Solicitation Number**
2. Select **Material Identification** category
3. Enter material ID value
4. Enter **CAGE Code** and **Bid** or paste CAGE/bid combination(s)
5. Click on **Add to List.**
6. Add additional CAGE codes and bids, as desired
7. Click **Run Report** to generate report for the qualifiers entered

Notes:
1. (M) Indicates Mandatory Field

Search Parameters

(M) PO/Solicitation Number: 02142023ND

(M) Material Identifications : NSN **(M) Value :** 5905000052882

Search

Paste values then click **Add to List:**
ex: CAGE1,234.3

(M) CAGE Code: **(M) Bid:** Add to List

CAGE	Company Name	BID	Delete?
ZSP01	COMPANY A1	$0.54	Delete
ZSP02	COMPANY A2	$0.48	Delete
ZSP03	COMPANY A3	$0.56	Delete

Run Report

Procurement Risk Analysis Report

SUMMARY RISK ANALYSIS REPORT

Back

Print

Source Selection Sensitive Information, See FAR 2.101, 3.104, and 42.1503

HIGH RISK ITEM

- Solicitation information saved

PO/Solicitation Number: 11-28-2022ND1 Save Solicitation

NIIN: 000052882 **FSC/PSC:** 5905 **Average Price:** $0.31
Last Paid Price: $0.30 **Last Paid CAGE:** **Last Paid date:** 10/14/2021

Show Quality and Supplier Color Legend

CAGE	Company Name	Exclusion	FSC/PSC Delivery	FSC/PSC Quality	Supplier Risk Score	Bid	Average Price Comparison	Other Information
ZSP01	COMPANY A1	NO	*	*	167.2	$1.52	HIGH	
ZSP02	COMPANY A2	NO	*	*	274	$2.25	HIGH	
ZSP03	COMPANY A3	NO	*	*	289	$2.05	HIGH	
View All						Detailed Price Risk		

(*) No Record

Procurement Risk Analysis Report

SUMMARY RISK ANALYSIS REPORT

Back

Print

Source Selection Sensitive Information, See FAR 2.101, 3.104, and 42.1503

HIGH RISK ITEM

- Solicitation information saved

PO/Solicitation Number: 11-28-2022ND2 View PDF

NIIN: 000052882 **FSC/PSC:** 5905 **Average Price:** $0.31
Last Paid Price: $0.30 **Last Paid CAGE:** **Last Paid date:** 10/14/2021

Show Quality and Supplier Color Legend

CAGE	Company Name	Exclusion	FSC/PSC Delivery	FSC/PSC Quality	Supplier Risk Score	Bid	Average Price Comparison	Other Information
ZSP01	COMPANY A1	NO	*	*	167.2	$1.25	HIGH	
ZSP02	COMPANY A2	NO	*	*	274	$2.25	HIGH	
ZSP03	COMPANY A3	NO	*	*	289	$2.05	HIGH	

View All Detailed Price Risk

(*) No Record

Procurement Risk Analysis Report

SUMMARY RISK ANALYSIS REPORT

Back

Print

Source Selection Sensitive Information, See FAR 2.101, 3.104, and 42.1503

HIGH RISK ITEM

PO/Solicitation Number: 11-28-2022ND1 Save Solicitation

NIIN: 000052882 **FSC/PSC:** 5905 **Average Price:** $0.31
Last Paid Price: $0.30 **Last Paid CAGE:** **Last Paid date:** 10/14/2021

Show Quality and Supplier Color Legend

CAGE	Company Name	Exclusion	FSC/PSC Delivery	FSC/PSC Quality	Supplier Risk Score	Bid	Average Price Comparison	Other Information
ZSP01	COMPANY A1	NO	*	*	167.2	$1.52	HIGH	
ZSP02	COMPANY A2	NO	*	*	274	$2.25	HIGH	
ZSP03	COMPANY A3	NO	*	*	289	$2.05	HIGH	
View All						Detailed Price Risk		

(*) No Record

Procurement Risk Analysis Report

SUMMARY RISK A

Back

Pr

Source Selection Sensitive Information, See FAR 2.101, 3.104, and 42.1

HIGH RISK ITEM

PO/Solicitation Number: 11-28-2022ND1 Save Solic

NIIN: 000052882
Last Paid Price: $0.30 La

Show Quality and Su

CAGE	Company Name	Exclusion	FSC/PSC Delivery
ZSP01	COMPANY A1	NO	*
ZSP02	COMPANY A2	NO	*
ZSP03	COMPANY A3	NO	*

View All

(*) No Record

DETAILED ITEM/PRICE RISK REPORT

Print

Source Selection Sensitive Information, See FAR 2.101, 3.104, and 42.1503
PO/Solicitation Number: 11-28-2022ND2

HIGH RISK ITEM

NIIN: 000052882
Last Paid Price: $0.30

FSC/PSC: 5905
Last Paid CAGE: 0W3X6

Average Price: $0.31
Last Paid date: 10/14/2021

Reason(s)

DLA has identified items in this Federal Stock Class as being High Risk.

Suggested Mitigations

Anti-Counterfeiting
Clauses/Standards/Data Item Descriptions

FAR:	
52.209-2	First Article Approval-Contractor Testing
52.246-11	Higher-Level Contact Quality Requirement
52.246-15	Certificate of Conformance
DFAR:	
252.211-7003	Item Unique Identifications and Valuation
252.217-7026	Identification of Sources of Supply
252.225-7002	Qualifying Country Sources as Subcontractors
252.225-7048	Export-Controlled Items
252.246-7008	Sources of Electronic Parts (Aug 2016)
252.246-7007	Contractor Counterfeit Electronic Part Detection and Avoidance System
Standards:	
SAE AS5553	Counterfeit Electronic Parts; Avoidance, Detection, Mitigation, and Disposition
SAE AS6081	Fraudulent/Counterfeit Electronic Parts: Avoidance, Detection, Mitigation, and Disposition - Distributors Counterfeit Electronic Parts; Avoidance Protocol, Distributors
SAE AS6171	Test Methods Standard; General Requirements, Suspect/Counterfeit, Electrical, Electronic, and Electromechanical Parts
JESD31	General Rqmts for Distributors of Commercial & Military Semiconductor Devices
Data Item Description (DID):	
DI-MISC-81832	Counterfeit Prevention Plan
DI-QCIC-80125B	Government Industry Data Exchange Program (GIDEP) Alert/Safe-Alert
DI-PSSS-81656B	Bill of Materials (BOM) for Logistics and Supply Chain Risk Management

Procurement Risk Analysis Report

SUMMARY RISK ANALYSIS REPORT

Back

Print

Source Selection Sensitive Information, See FAR 2.101, 3.104, and 42.1503

HIGH RISK ITEM

PO/Solicitation Number: 11-28-2022-ND Save Solicitation

NIIN: 000052882
Last Paid Price: $0.30

FSC/PSC: 5905
Last Paid CAGE:

Average Price: $0.31
Last Paid date: 10/14/2021

Hide Quality and Supplier Color Legend

CAGE	Company Name	Exclusion	FSC/PSC Delivery	FSC/PSC Quality	Supplier Risk Score	Bid	Average Price Comparison	Other Information
ZSP01	COMPANY A1	NO	*	*	167.2	$1.52	HIGH	
ZSP02	COMPANY A2	NO	*	*	274	$2.25	HIGH	
ZSP03	COMPANY A3	NO	*	*	289	$2.05	HIGH	
View All						Detailed Price Risk		

(*) No Record

QUALITY & SUPPLIER COLOR LEGEND	
Blue:	Top 5%
Purple:	Next 10%
Green:	Next 70%
Yellow:	Next 10%
Red:	Lowest 5%

Procurement Risk Analysis Report

SUMMARY RISK ANALYSIS REPORT

Back

Print

Source Selection Sensitive Information, See FAR 2.101, 3.104, and 42.1503

HIGH RISK ITEM

PO/Solicitation Number: 11-28-2022ND1 Save Solicitation

NIIN: 000052882
Last Paid Price: $0.30

FSC/PSC: 5905
Last Paid CAGE:

Average Price: $0.31
Last Paid date: 10/14/2021

Show Quality and Supplier Color Legend

CAGE	Company Name	Exclusion	FSC/PSC Delivery	FSC/PSC Quality	Supplier Risk Score	Bid	Average Price Comparison	Other Information
ZSP01	COMPANY A1	NO	*	*	167.2	$1.52	HIGH	
ZSP02	COMPANY A2	NO	*	*	274	$2.25	HIGH	
ZSP03	COMPANY A3	NO	*	*	289	$2.05	HIGH	

View All

Detailed Price Risk

(*) No Record

Procurement Risk Analysis Report

Supplier Risk Scores:

SUMMARY RISK ANALYSIS REPORT

Back

Print

Source Selection Sensitive Information, See FAR 2.101, 3.104, and 42.1503

HIGH RISK ITEM

PO/Solicitation Number: 11-28-2022-ND Save Solicitation

NIIN: 000052882
Last Paid Price: $0.30

FSC/PSC: 5905
Last Paid CAGE: [illegible]

Average Price: $0.31
Last Paid date: 10/14/2021

Hide Quality and Supplier Color Legend

CAGE	Company Name	Exclusion	FSC/PSC Delivery	FSC/PSC Quality	Supplier Risk Score	Bid	Average Price Comparison	Other Information
ZSP01	COMPANY A1	NO	*	*	167.2	$1.52	HIGH	
ZSP02	COMPANY A2	NO	*	*	274	$2.25	HIGH	
ZSP03	COMPANY A3	NO	*	*	289	$2.05	HIGH	

View All

Detailed Price Risk

(*) No Record

QUALITY & SUPPLIER COLOR LEGEND	
Blue:	Top 5%
Purple:	Next 10%
Green:	Next 70%
Yellow:	Next 10%
Red:	Lowest 5%

Contractor Information

CAGE:	ZSP01
Company Name:	COMPANY A1
Address:	A1 ROAD
City/State/Zip:	A1 CITY AA-11111

Purchase History

Purchase Date	Price
07/18/2022	$0.28
07/13/2022	$0.30
07/08/2022	$0.48
07/03/2022	$0.39
06/28/2022	$0.32
06/23/2022	$0.29
06/18/2022	$0.23
06/13/2022	$0.378
06/08/2022	$0.46
06/03/2022	$0.225

Procurement Risk Analysis Report

SUMMARY RISK ANALYSIS REPORT

Back

Print

Source Selection Sensitive Information, See FAR 2.101, 3.104, and 42.1503

HIGH RISK ITEM

PO/Solicitation Number: 11-28-2022ND1 Save Solicitation

NIIN: 000052882
Last Paid Price: $0.30

FSC/PSC: 5905
Last Paid CAGE:

Average Price: $0.31
Last Paid date: 10/14/2021

Show Quality and Supplier Color Legend

CAGE	Company Name	Exclusion	FSC/PSC Delivery	FSC/PSC Quality	Supplier Risk Score	Bid	Average Price Comparison	Other Information
ZSP01	COMPANY A1	NO	*	*	167.2	$1.52	HIGH	
ZSP02	COMPANY A2	NO	*	*	274	$2.25	HIGH	
ZSP03	COMPANY A3	NO	*	*	289	$2.05	HIGH	

View All

Detailed Price Risk

(*) No Record

Procurement Risk Analysis Report

DETAILED SUPPLIER RISK REPORT

Back

Print

Source Selection Sensitive Information, See FAR 2.101, 3.104, and 42.1503

PO/Solicitation Number: 11-28-2022-ND

HIGH RISK ITEM

NIIN: 000052882 **FSC/PSC:** 5905 **Average Price:** $0.31
Last Paid Price: $0.30 **Last Paid CAGE:** **Last Paid date:** 10/14/2021

Contractor Information	
CAGE:	ZSP01
Company Name:	COMPANY A1
Address:	A1 ROAD
City/State/Zip:	A1 CITY AA 11111
Exclusion:	No (SPRS Exclusion Request Date: 11/28/2022 02:30:07)
SAM Expiration Date:	
CAGE Status:	ACTIVE
CAGE Established Date:	11/03/1974
CAGE Updated Date:	07/26/2022
CAGE Expiration Date:	01/21/2027

Show Supplier Color Legend

Supplier Risk Score RED (167.2)

Suspected Counterfeit 4 Record(s)

SPRS Supplier Risk Score

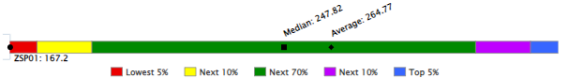

Click **here** to download Supplier Detail data
Click **here** to download **Negative** Quality and Delivery data
Click **here** to download **Positive** Quality and Delivery data

Scored Data - Expand Data Categories

Factor	Records	Score
Suspected Counterfeit	4	0
Quality Score Rankings	165	50
Overall Delivery Score	63	31
Contractor Performance Assessment Reporting System (CPARS)	0	0
Corrective Action Requests (CAR)	0	60
Corrective Action Plans (CAP)	0	0
DLA QML/QPL	0	0
Surveys	27	-24.53
Program Assessment Reports (PAR)	0	0
Government-Industry Data Exchange Program (GIDEP) (non-counterfeit)	9	1.73
Federal Awardee Performance and Integrity Information System (FAPIIS)	0	50
	N/A	

NALYSIS REPORT

nt

03

tation

FSC/PSC: 5905 Average Price: $0.31
st Paid CAGE: Last Paid date: 10/14/2021

pplier Color Legend

	FSC/PSC Quality	Supplier Risk Score	Bid	Average Price Comparison	Other Information
	*	167.2	$1.52	HIGH	
	*	274	$2.25	HIGH	
	*	289	$2.05	HIGH	

Detailed Price Risk

Procurement Risk Analysis Report

SUMMARY RISK ANALYSIS REPORT

Back

Print

Source Selection Sensitive Information, See FAR 2.101, 3.104, and 42.1503

HIGH RISK ITEM

PO/Solicitation Number: 11-28-2022ND1 Save Solicitation

NIIN: 000052882
Last Paid Price: $0.30

FSC/PSC: 5905
Last Paid CAGE:

Average Price: $0.31
Last Paid date: 10/14/2021

Show Quality and Supplier Color Legend

CAGE	Company Name	Exclusion	FSC/PSC Delivery	FSC/PSC Quality	Supplier Risk Score	Bid	Average Price Comparison	Other Information
ZSP01	COMPANY A1	NO	*	*	167.2	$1.52	HIGH	
ZSP02	COMPANY A2	NO	*	*	274	$2.25	HIGH	
ZSP03	COMPANY A3	NO	*	*	289	$2.05	HIGH	

View All

Detailed Price Risk

(*) No Record

Procurement Risk Analysis Report

Back

Source Selection Sensitive Information,

HIGH RISK ITEM

PO/Solicitation Numbe

NII

Last Paid Pric

CAGE	Company Name
ZSP01	COMPANY A1
ZSP02	COMPANY A2
ZSP03	COMPANY A3

View All

(*) No Record

GOVERNMENT SUMMARY REPORT

Print

Source Selection Sensitive Information, See FAR 2.101, 3.104, and 42.1503

Price Risk Report

CAGE CODE	Company Name	Company Address	Replace Code(if any)
ZSP01	COMPANY A1	A1 ROAD A1 CITY AA 11111	
ZSP02	COMPANY A2	A2 ROAD A2 CITY AA 22222	
ZSP03	COMPANY A3	A3 ROAD A3 CITY AA 33333	

QUALITY COLOR LEGEND	
Blue:	Top 5%
Purple:	Next 10%
Green:	Next 70%
Yellow:	Next 10%
Red:	Lowest 5%

CAGE CODE	Overall Delivery Score
ZSP01	31
ZSP02	50
ZSP03	50

NOTE: Click on a Supply Code to view Detailed Report of negative data.

Current Classifications:

CAGE Code	Supply Code	Weighted Delivery Score	Weighted Quality Performance	Classification Date
ZSP01	4820	32 (60 Records)	Color RED (158 Records)	08/24/2022
ZSP01	AJ94	3 (3 Records)	Color GREEN (7 Records)	08/24/2022
ZSP01	332911	32 (60 Records)	Color RED (158 Records)	08/24/2022
ZSP01	332912	32 (60 Records)	Color RED (158 Records)	08/24/2022
ZSP01	332919	32 (60 Records)	Color RED (158 Records)	08/24/2022
ZSP01	336310	32 (60 Records)	Color RED (158 Records)	08/24/2022
ZSP02	4820	39 (1100 Records)	Color BLUE (1 Records)	08/24/2022
ZSP03	4820	39 (800 Records)	Color BLUE (1 Records)	08/24/2022

Point of Contact(s):

Services - Click on the link to send email
AIR FORCE
ALC HILL
ALC BOB

Procurement Risk Analysis Report

SUMMARY RISK ANALYSIS REPORT

Back

Print

Source Selection Sensitive Information, See FAR 2.101, 3.104, and 42.1503

HIGH RISK ITEM

PO/Solicitation Number: 11-28-2022ND1 Save Solicitation

NIIN: 000052882
Last Paid Price: $0.30

FSC/PSC: 5905
Last Paid CAGE:

Average Price: $0.31
Last Paid date: 10/14/2021

Show Quality and Supplier Color Legend

CAGE	Company Name	Exclusion	FSC/PSC Delivery	FSC/PSC Quality	Supplier Risk Score	Bid	Average Price Comparison	Other Information
ZSP01	COMPANY A1	NO	*	*	167.2	$1.52	HIGH	
ZSP02	COMPANY A2	NO	*	*	274	$2.25	HIGH	
ZSP03	COMPANY A3	NO	*	*	289	$2.05	HIGH	

View All

Detailed Price Risk

(*) No Record

Procurement Risk Analysis Report

PRICE RISK REPORT

Back

Print

Source Selection Sensitive Information, See FAR 2.101, 3.104, and 42.1503

HIGH RISK ITEM

PO/Solicitation Number: 11-28-2022ND2
NIIN: 000052882
Last Paid Price: $0.30
FSC/PSC: 5905
Last Paid CAGE:
Average Price: $0.31
Last Paid date: 10/14/2021

Bids

Show 10 entries Search:

CAGE	Company Name	Quote Price	Price Difference	Average Price Comparison
ZSP01	COMPANY A1	$1.52	$1.21	HIGH
ZSP02	COMPANY A2	$2.25	$1.94	HIGH
ZSP03	COMPANY A3	$2.05	$1.74	HIGH

Showing 1 to 3 of 3 entries

First Previous 1 Next Last

*Vendor has used other company names which may appear on previous contracts.

Procurement Risk Analysis Report

Showing 1 to 3 of 3 entries

First Previous 1

*Vendor has used other company names which may appear on previous contracts.

Purchase History

Show 10 entries

Search:

CAGE	Last Date of Purchase	Unit Price	Escalated Price
[illegible]	10/14/2021	$0.30	$0.31
ZSP01	07/18/2022	$0.28	$0.29
ZSP01	07/13/2022	$0.30	$0.30
ZSP01	07/08/2022	$0.48	$0.48
ZSP01	07/03/2022	$0.39	$0.39
ZSP01	06/28/2022	$0.32	$0.32
ZSP01	06/23/2022	$0.29	$0.29
ZSP01	06/18/2022	$0.23	$0.24
ZSP01	06/13/2022	$0.378	$0.378
ZSP01	06/08/2022	$0.46	$0.46

Showing 1 to 10 of 113 entries

First Previous 1 2 3 4 5 Next Last

Escalated Prices

Procurement Risk Analysis Report

Showing 1 to 3 of 3 entries

First Previous

*Vendor has used other company names which may appear on previous contracts.

Purchase History

Show 10 entries Search:

CAGE	Last Date of Purchase	Unit Price	Escalated Price
ZSP01	07/18/2022	$0.28	$0.29
ZSP01	07/13/2022	$0.30	$0.30
ZSP01	07/08/2022	$0.48	$0.48
ZSP01	07/03/2022	$0.39	$0.39
ZSP01	06/28/2022	$0.32	$0.32
ZSP01	06/23/2022	$0.29	$0.29
ZSP01	06/18/2022	$0.23	$0.24
ZSP01	06/13/2022	$0.378	$0.378
ZSP01	06/08/2022	$0.46	$0.46

Showing 1 to 10 of 113 entries First Previous 1 2 3 4 5 Next Last

Escalated Prices

First Previous 4

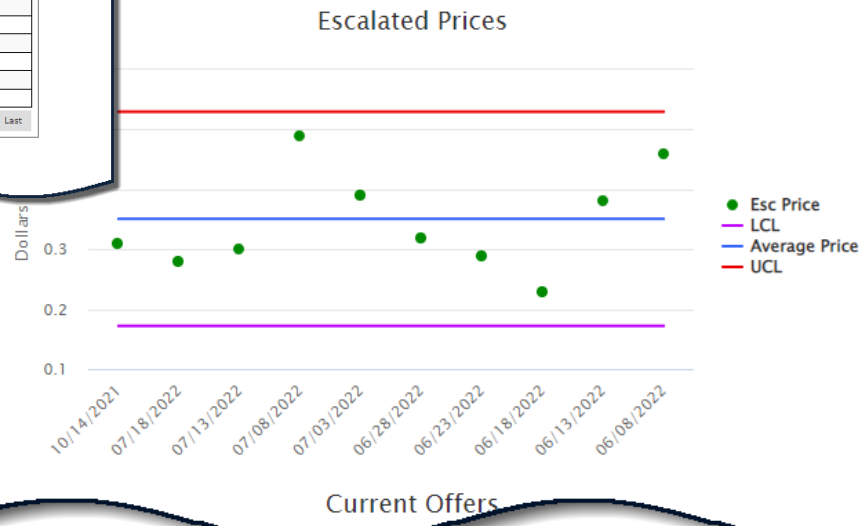

Procurement Risk Analysis Report

Procurement Risk Analysis Report

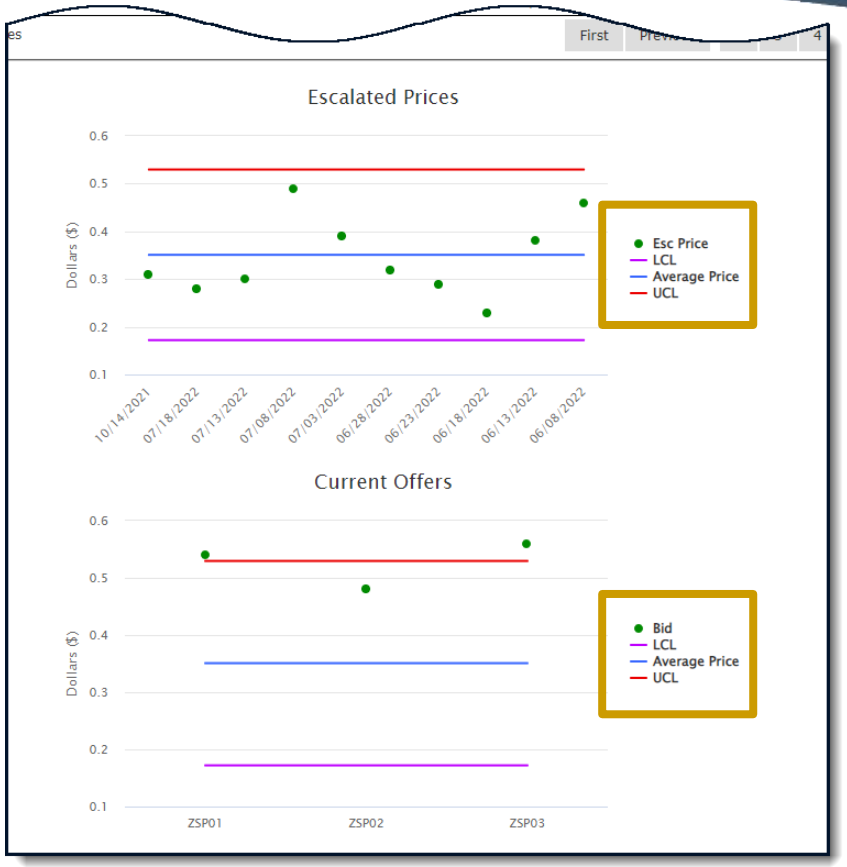

-Purple - Lower Control Limit, LCL.
-Blue - Average Price
-Red Upper - Control Limit, UCL.
-Entered Bids or Escalated Price are displayed as green (depending on the chart)

Procurement Risk Analysis Report

Procurement Risk Analysis Report

PRICE RISK REPORT

Back

Print

Source Selection Sensitive Information, See FAR 2.101, 3.104, and 42.1503

HIGH RISK ITEM

PO/Solicitation Number: 11-28-2022ND2
NIIN: 000052882
Last Paid Price: $0.30
FSC/PSC: 5905
Last Paid CAGE:
Average Price: $0.31
Last Paid date: 10/14/2021

Bids

Show 10 entries

CAGE	Company Name	Quot
ZSP01	COMPANY A1	$1
ZSP02	COMPANY A2	$2
ZSP03	COMPANY A3	$2

Showing 1 to 3 of 3 entries

*Vendor has used other company names which may a

SUMMARY RISK ANALYSIS REPORT

Back

Print

Source Selection Sensitive Information, See FAR 2.101, 3.104, and 42.1503

HIGH RISK ITEM

PO/Solicitation Number: 11-28-2022ND1 Save Solicitation

NIIN: 000052882
Last Paid Price: $0.30
FSC/PSC: 5905
Last Paid CAGE:
Average Price: $0.31
Last Paid date: 10/14/2021

Show Quality and Supplier Color Legend

CAGE	Company Name	Exclusion	FSC/PSC Delivery	FSC/PSC Quality	Supplier Risk Score	Bid	Average Price Comparison	Other Information
ZSP01	COMPANY A1	NO	*	*	167.2	$1.52	HIGH	
ZSP02	COMPANY A2	NO	*	*	274	$2.25	HIGH	
ZSP03	COMPANY A3	NO	*	*	289	$2.05	HIGH	

View All | Detailed Price Risk

(*) No Record

References

Evaluation Criteria Manual

https://www.sprs.csd.disa.mil/pdf/SPRS_DataEvaluationCriteria.pdf

SPRS FAQs

https://www.sprs.csd.disa.mil/faqs.htm#score

SPRS User Guide for Government

https://www.sprs.csd.disa.mil/pdf/SPRS_Government.pdf

SPRS Contact Information

SPRS Website:

https://www.sprs.csd.disa.mil

NSLC Help Desk (Mon-Fri 6:30am- 6:00pm ET):

NSLC Help Desk Email:

SPRS-helpdesk@us.navy.mil

SPRS Contact Information

SPRS Website:

NSLC Help Desk Email:

SPRS-helpdesk@us.navy.mil

Thank you

for participating in the

Procurement Risk Analysis Report Tutorial