



**SPRS**

*Supplier Performance Risk System*

**Supplier Risk Report Tutorial**

## Note to Viewers

To preserve  
detail and  
integrity  
screenshots  
have been  
modified for  
size & content



# What Access Do I Need?



**SPRS is accessed through the Procurement Integrated Enterprise Environment (PIEE). PIEE provides single sign-on capability for a variety of acquisition-related applications. Access to SPRS is requested as part of the PIEE registration or added later. A Public Key Infrastructure (PKI) certificate is not required for Supplier/Vendors.**

**Detailed access instructions can be found at:**

**Access Instructions:**

**<https://www.sprs.csd.disa.mil/access.htm>**

**Access FAQs:**

**<https://www.sprs.csd.disa.mil/faqs.htm#access>**

## ACCESS INSTRUCTIONS

SPRS is accessed through the Procurement Integrated Enterprise Environment (PIEE). PIEE provides single sign-on capability for a variety of acquisition-related applications. Access to SPRS is requested as part of the PIEE registration or added later. A Public Key Infrastructure (PKI) certificate is not required for Supplier/Vendors.

Government  
Access  
Instructions

Supplier/Vendor  
Access  
Instructions

**NOTE: The Contractor Administrator (CAM) or Government Administrator (GAM) will activate these user role requests**

# What Access Do I Need?



SPRS is accessed through the Procurement Integrated Enterprise Environment (PIEE). PIEE provides single sign-on for all acquisition-related applications. A Public Key Certificate is requested as part of the registration process later. A Public Key Certificate is not required for Supplier/Vendors.

**To Access Supplier Risk:**

**Government users need –  
SPRS Acquisition Professional**

**Supplier/Vendor users need –  
Contractor/Vendor (Support Role)**

**ACCESS**

SPRS is accessed through the Procurement Integrated Enterprise Environment (PIEE). PIEE provides single sign-on for all acquisition-related applications. A Public Key Certificate is requested as part of the registration process later. A Public Key Certificate is not required for Supplier/Vendors.

**Government Access Instructions**      **Supplier/Vendor Access Instructions**

# Supplier Risk Report



## Standalone way to see detailed Supplier Risk

- Govt Home
- Logout
- RISK ANALYSIS REPORTS**
- Supplier Risk**
- Item/Price Risk
- Market Research
- Analysis

DETAILED SUPPLIER RISK REPORT

Source Selection Sensitive Information, See FAR 2.101, 3.104, and 42.1503

**Overview:** The Supplier Risk module provides company information and an overall assessment of supplier performance, regardless of Supply Code or business sector.

**Instructions:** Enter **CAGE** or **UEI** and click **Search**

CAGE :

OR

UEI :

UEI :

**The entered UEI has more than one associated CAGE  
Select a CAGE and click Search to run the report**

CAGE(s):

# Supplier Risk Report



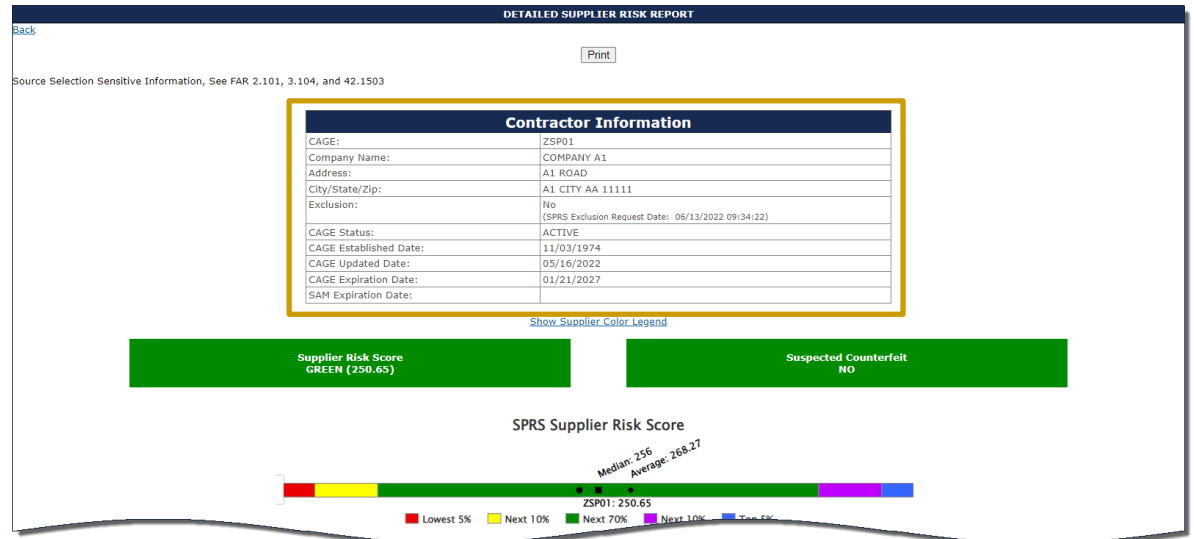
Contractor Information, including CAGE status is received from the follow systems:

Commercial and Government Entity Program (CAGE)

<https://cage.dla.mil/Home/>

System for Award Management (SAM)

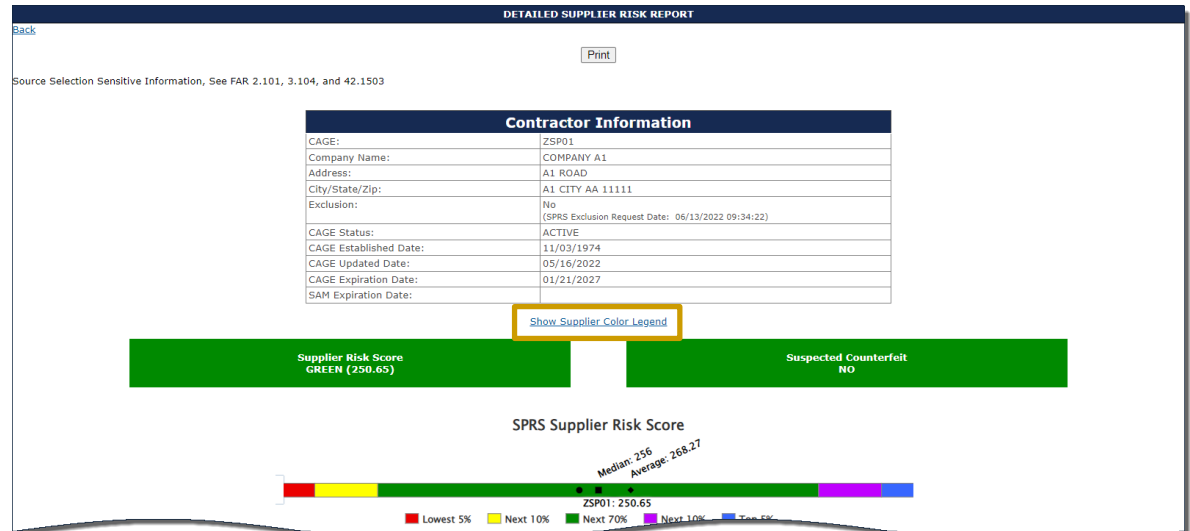
<https://sam.gov>



# Supplier Risk Report



SPRS uses colors to identify percentage groups based on a standard bell curve statistical distribution. Supplier's scores for quality and supplier risk are ranked, plotted and assigned a color for quick reference. In addition to these rankings, black is used to identify there is no score (no data) and grey is used when a vendor has been excluded.



# Supplier Risk Report



SPRS uses colors to identify percentage groups based on a standard bell curve statistical distribution. Supplier's scores for quality and supplier risk are ranked, plotted and assigned a color for quick reference. In addition to these rankings, black is used to identify there is no score (no data) and grey is used when a vendor has been excluded.

Back

Print

Source Selection Sensitive Information, See FAR 2.101, 3.104, and 42.1503

Contractor Information	
CAGE:	ZSP01
Company Name:	COMPANY A1
Address:	A1 ROAD
City/State/Zip:	A1 CITY AA 11111
Exclusion:	No <small>(SPRS Exclusion Request Date: 06/13/2022 09:34:22)</small>
CAGE Status:	ACTIVE
CAGE Established Date:	11/03/1974
CAGE Updated Date:	05/16/2022
CAGE Expiration Date:	01/21/2027
SAM Expiration Date:	

Hide Supplier Color Legend

SUPPLIER COLOR LEGEND	
Blue:	Top 5%
Purple:	Next 10%
Green:	Next 70%
Yellow:	Next 10%
Red:	Lowest 5%
Grey:	Excluded
Black:	No Score

Supplier Risk Score GREEN (250.65)	Suspected Counterfeit NO
---------------------------------------	-----------------------------

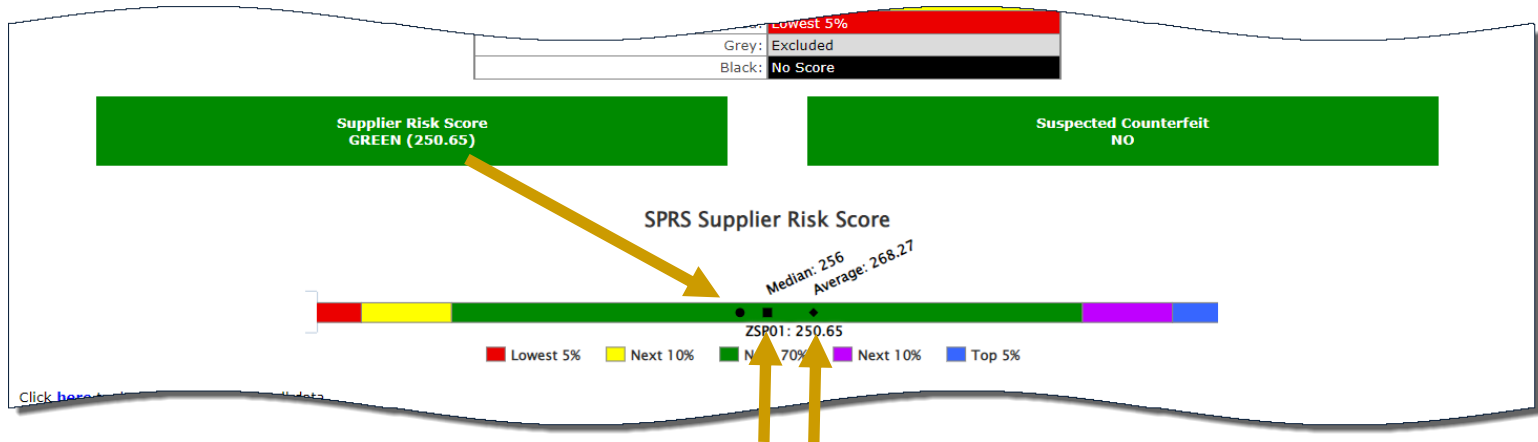


# Supplier Risk Report



## Supplier Risk Color Bar Displays:

- Where the supplier's Supplier Risk score falls within the color categories
- The Median and Average Supplier Risk Scores



# Supplier Risk Report



[Back](#)

Source Selection Sensitive Information, See FAR 2.101, 3.104, and 42.1503

Contractor Information	
CAGE:	ZSP01
Company Name:	COMPANY A1
Address:	A1 ROAD
City/State/Zip:	A1 CITY AA 11111
Exclusion:	No (SPRS Exclusion Request Date: 06/13/2022 09:34:22)
CAGE Status:	ACTIVE
CAGE Established Date:	11/03/1974
CAGE Updated Date:	05/16/2022
CAGE Expiration Date:	01/21/2027
SAM Expiration Date:	

[Hide Supplier Color Legend](#)

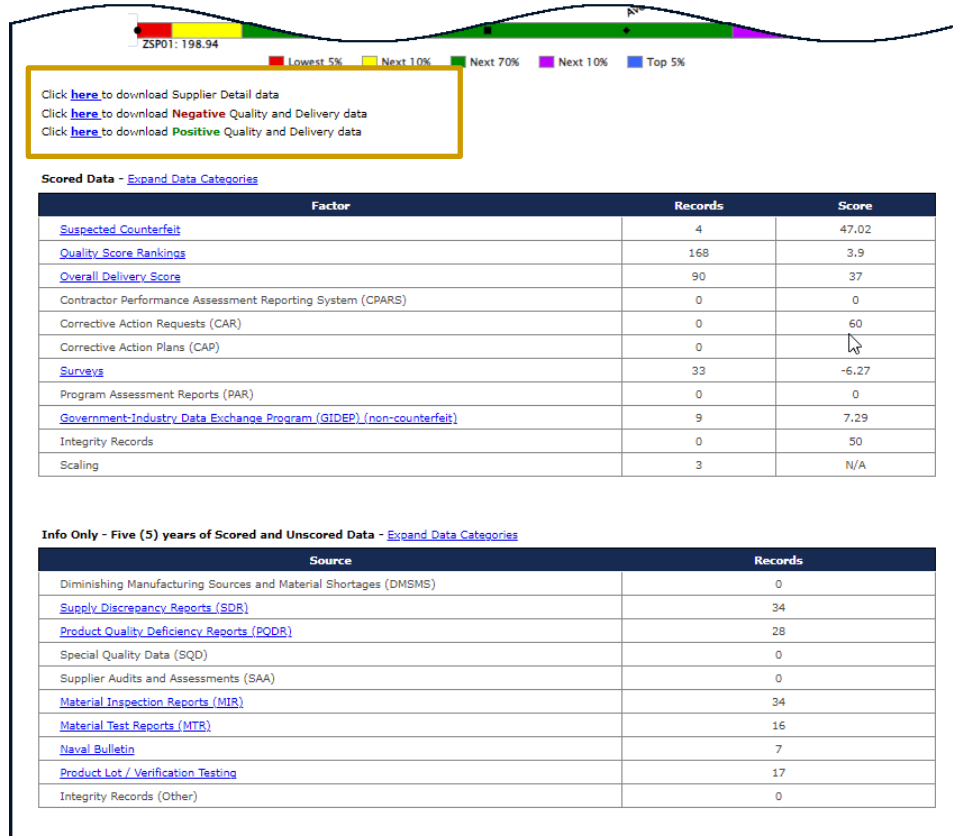
SUPPLIER COLOR LEGEND	
Blue:	Top 5%
Purple:	Next 10%
Green:	Next 70%
Yellow:	Next 10%
Red:	Lowest 5%
Grey:	Excluded
Black:	No Score

<b>Supplier Risk Score</b> GREEN (250.65)	<b>Suspected Counterfeit</b> NO
--	------------------------------------

**Supplier Risk Score- Derived from the 10 Factors listed in the Scored Data Section**

**Suspected Counterfeit- Sourced from the Government Industry Data Exchange Program (GIDEP)**

# Supplier Risk Report



## Export Data Capabilities

# Supplier Risk Report



## Expand/ Collapse Data Capabilities

ZSP01: 198.94

■ Lowest 5% ■ Next 10% ■ Next 70% ■ Next 10% ■ Top 5%

Click [here](#) to download Supplier Detail data  
 Click [here](#) to download **Negative** Quality and Delivery data  
 Click [here](#) to download **Positive** Quality and Delivery data

**Scored Data - [Expand Data Categories](#)**

Factor	Records	Score
<a href="#">Suspected Counterfeit</a>	4	47.02
<a href="#">Quality Score Rankings</a>	168	3.9
<a href="#">Overall Delivery Score</a>	90	37
Contractor Performance Assessment Reporting System (CPARS)	0	0
Corrective Action Requests (CAR)	0	60
Corrective Action Plans (CAP)	0	
<a href="#">Surveys</a>	33	-6.27
Program Assessment Reports (PAR)	0	0
<a href="#">Government-Industry Data Exchange Program (GIDEP) (non-counterfeit)</a>	9	7.29
Integrity Records	0	50
Scaling	3	N/A

**Info Only - Five (5) years of Scored and Unscored Data - [Expand Data Categories](#)**

Source	Records
Diminishing Manufacturing Sources and Material Shortages (DMSMS)	0
<a href="#">Supply Discrepancy Reports (SDR)</a>	34
<a href="#">Product Quality Deficiency Reports (PODR)</a>	28
Special Quality Data (SQD)	0
Supplier Audits and Assessments (SAA)	0
<a href="#">Material Inspection Reports (MIR)</a>	34
<a href="#">Material Test Reports (MTR)</a>	16
<a href="#">Naval Bulletin</a>	7
<a href="#">Product Lot / Verification Testing</a>	17
Integrity Records (Other)	0

# Supplier Risk Report



Scored Data – factors that go into a numerical score

Info Only – is data of interest but not scored.



Click [here](#) to download Supplier Detail data  
 Click [here](#) to download **Negative** Quality and Delivery data  
 Click [here](#) to download **Positive** Quality and Delivery data

#### Scored Data - [Expand Data Categories](#)

Factor	Records	Score
<a href="#">Suspected Counterfeit</a>	4	47.02
<a href="#">Quality Score Rankings</a>	168	3.9
<a href="#">Overall Delivery Score</a>	90	37
Contractor Performance Assessment Reporting System (CPARS)	0	0
Corrective Action Requests (CAR)	0	60
Corrective Action Plans (CAP)	0	
<a href="#">Surveys</a>	33	-6.27
Program Assessment Reports (PAR)	0	0
<a href="#">Government-Industry Data Exchange Program (GIDEP) (non-counterfeit)</a>	9	7.29
Integrity Records	0	50
Scaling	3	N/A

#### Info Only - Five (5) years of Scored and Unscored Data - [Expand Data Categories](#)

Source	Records
Diminishing Manufacturing Sources and Material Shortages (DMSMS)	0
<a href="#">Supply Discrepancy Reports (SDR)</a>	34
<a href="#">Product Quality Deficiency Reports (PODR)</a>	28
Special Quality Data (SQD)	0
Supplier Audits and Assessments (SAA)	0
<a href="#">Material Inspection Reports (MIR)</a>	34
<a href="#">Material Test Reports (MTR)</a>	16
<a href="#">Naval Bulletin</a>	7
<a href="#">Product Lot / Verification Testing</a>	17
Integrity Records (Other)	0

# Supplier Risk Report



Click [here](#) to download Supplier  
 Click [here](#) to download **Negative** Quality and  
 Click [here](#) to download **Positive** Quality and Delivery data

## Scored Data - [Expand Data Categories](#)

Factor	Records	Score
<a href="#">Suspected Counterfeit</a>	4	47.02
<a href="#">Quality Score Rankings</a>	168	3.9
<a href="#">Overall Delivery Score</a>	90	37
Contractor Performance Assessment Reporting System (CPARS)	0	0
Corrective Action Requests (CAR)	0	60
Corrective Action Plans (CAP)	0	0
<a href="#">Surveys</a>	33	-6.27
Program Assessment Reports (PAR)	0	0
<a href="#">Government-Industry Data Exchange Program (GIDEP) (non-counterfeit)</a>	9	7.29
Integrity Records	0	50
Scaling	3	N/A



Select hyperlinked Factor/Source to see record details.

## Info Only - Five (5) years of Scored and Unscored Data - [Expand Data Categories](#)

Source	Records
Diminishing Manufacturing Sources and Material Shortages (DMSMS)	0
<a href="#">Supply Discrepancy Reports (SDR)</a>	34
<a href="#">Product Quality Deficiency Reports (PQDR)</a>	28
Special Quality Data (SQD)	0
Supplier Audits and Assessments (SAA)	0
<a href="#">Material Inspection Reports (MIR)</a>	34
<a href="#">Material Test Reports (MTR)</a>	16
<a href="#">Naval Bulletin</a>	7
<a href="#">Product Lot / Verification Testing</a>	17
Integrity Records (Other)	0

## Quality Score Rankings

FSC/PSC	Quality Records	Received Delivery w/No Associated Quality Records	Ranking
<a href="#">4820</a>	161	36	Bottom
<a href="#">AC14</a>	0	1	Top
<a href="#">A394</a>	7	0	Top



Select FSC/PSC to see record details associated with that FSC/PSC.

# Supplier Risk Report



Click FSC/PSC to display record details on Negative Records

**SUPPLIER DELIVERY DETAILED REPORT**

[Print](#)

Source Selection Sensitive Information, See FAR 2.101, 3.104, and 42.1503

**CAGE Code:** ZSP01  
**Supply Code:** 4820  
**Company Name:** COMPANY A1  
**Company Address:** A1 ROAD  
 A1 CITY AA 11111

**Quality Color Code: BLUE**  
Negative Delivery Score(s)  
 Average Supply Code Delivery Score For All Suppliers: 74

[View Positive Record\(s\)](#)

**Negative Delivery Record(s)**  
 61 Negative Delivery Records found.

**Existing Records**

Department/Agency	Contract No.	Type	Code/NSN	Due Date	Ship/Rec Date	Cancel Date	Added Date
DLA DELIVERY	AFXXXXZSP010004	FSC/PSC	4820014700480	02/14/2022	03/06/2022		03/16/2022
DLA DELIVERY	AFXXXXZSP010009	FSC/PSC	4820015068050	02/14/2022	03/06/2022		03/16/2022
DLA DELIVERY	AFXXXXZSP010014	FSC/PSC	4820015068050	02/14/2022	03/06/2022		03/16/2022
DLA DELIVERY	AFXXXXZSP010019	FSC/PSC	4820015068050	02/14/2022	03/06/2022		03/16/2022
DLA DELIVERY	AFXXXXZSP010024	FSC/PSC	4820015068050	02/14/2022	03/06/2022		03/16/2022
GENERAL PROGRAM	AFXXXXZSP010029	FSC/PSC	4820015068050	02/14/2022	03/06/2022		03/16/2022
GENERAL PROGRAM	AFXXXXZSP010034	FSC/PSC	4820015068050	02/14/2022	03/06/2022		03/16/2022
GENERAL PROGRAM	AFXXXXZSP010039	FSC/PSC	4820015068050	02/14/2022	03/06/2022		03/16/2022
GENERAL PROGRAM	AFXXXXZSP010044	FSC/PSC	4820015068050	02/14/2022	03/06/2022		03/16/2022

Click View Positive Records to display record details on Positive Records

**GOVERNMENT DETAILED POSITIVE RECORDS**

[Print](#)

Source Selection Sensitive Information, See FAR 2.101, 3.104, and 42.1503

**CAGE Code:** ZSP01  
**Supply Code:** 4820  
**Company Name:** COMPANY A1  
**Company Address:** A1 ROAD  
 A1 CITY AA 11111

**Positive Delivery Record(s)**  
 No Data

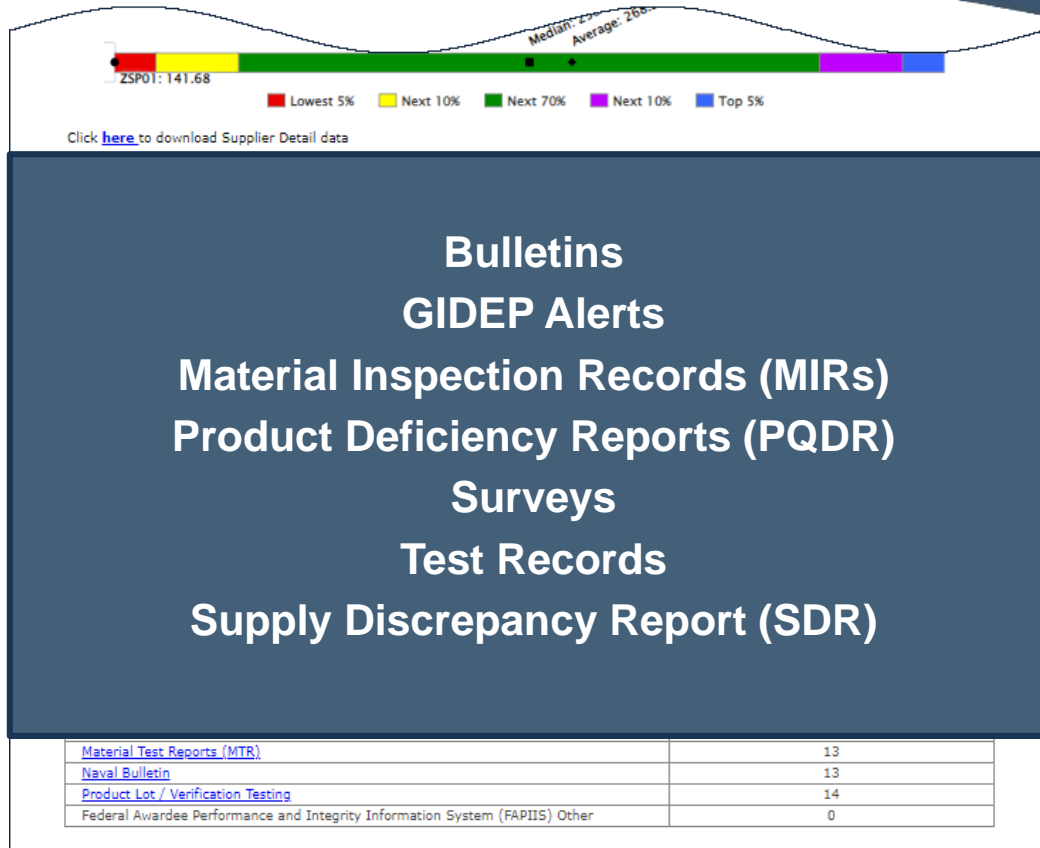
**Positive Material Inspection Record(s)**  
 No Data

**Positive Survey Record(s)**  
 2 Positive Records for CAGE: ZSP01

Department/Agency	Cause Code	Type	Code/NSN	Contract No.	Assessment Code	Survey Date	Serial No.	Added Date
DCSO	02	FSC/PSC	4820	TIMXXX010036CTRNUM	02	02/14/2022	TIMXXX010036	03/06/2022
USMC/NAVY	02	FSC/PSC	4820	SPRSXX010016CTRNUM	02	02/14/2022	SPRSXX010016	03/06/2022

**Positive Test Record(s)**  
 No Data

# Supplier Risk Report



**Quality  
Records**



# References

## Evaluation Criteria Manual

[https://www.sprs.csd.disa.mil/pdf/SPRS\\_DataEvaluationCriteria.pdf](https://www.sprs.csd.disa.mil/pdf/SPRS_DataEvaluationCriteria.pdf)

## SPRS FAQs

<https://www.sprs.csd.disa.mil/faqs.htm#score>

## Supplier Risk Page

<https://www.sprs.csd.disa.mil/report-supplierrisk.htm>

# SPRS Contact Information

SPRS Website:

<https://www.sprs.csd.disa.mil>

NSLC Help Desk (Mon-Fri 6:30am- 6:00pm ET):

(207) 438-1690

DSN 684-1690

NSLC Help Desk Email:

[usn.pnsy.navsealogcen.mbx.ptsmh@us.navy.mil](mailto:usn.pnsy.navsealogcen.mbx.ptsmh@us.navy.mil)

# *Thank you*

for participating in the  
**Supplier Risk Report**  
Tutorial